

## **Anomalous Hall effect in fully compensated half-metallic $Mn_2Ru_xGa$ thin films**

Fowley, C.; Rode, K.; Lau, Y. C.; Thiyagarajah, N.; Betto, D.; Borisov, K.; Atcheson, G.; Kampert, E.; Wang, Z.; Yuan, Y.; Zhou, S.; Lindner, J.; Stamenov, P.; Coey, J. M. D.; Deac, A. M.;

Originally published:

December 2018

**Physical Review B 98(2018), 220406(R)**

DOI: <https://doi.org/10.1103/PhysRevB.98.220406>

Perma-Link to Publication Repository of HZDR:

<https://www.hzdr.de/publications/Publ-27502>

Release of the secondary publication  
on the basis of the German Copyright Law § 38 Section 4.

# Magnetocrystalline anisotropy and exchange probed by high-field anomalous Hall effect in fully-compensated half-metallic $\text{Mn}_2\text{Ru}_x\text{Ga}$ thin films

Ciarán Fowley,<sup>1,\*</sup> Karsten Rode,<sup>2</sup> Yong-Chang Lau,<sup>2</sup> Naganivetha Thiyagarajah,<sup>2</sup> Davide Betto,<sup>2</sup> Kiril Borisov,<sup>2</sup> Gwenaél Atcheson,<sup>2</sup> Erik Kampert,<sup>3</sup> Zhaosheng Wang,<sup>3,†</sup> Ye Yuan,<sup>1</sup> Shengqiang Zhou,<sup>1</sup> Jürgen Lindner,<sup>1</sup> Plamen Stamenov,<sup>2</sup> J.M.D. Coey,<sup>2</sup> and Alina Maria Deac<sup>1</sup>

<sup>1</sup>*Institute of Ion Beam Physics and Materials Research, Helmholtz-Zentrum Dresden - Rossendorf, Bautzner Landstraße 400, 01328 Dresden, Germany*

<sup>2</sup>*AMBER and School of Physics, Trinity College Dublin, Dublin 2, Ireland*

<sup>3</sup>*Hochfeld-Magnetlabor Dresden (HLD-EMFL), Helmholtz-Zentrum Dresden - Rossendorf, Bautzner Landstraße 400, 01328 Dresden, Germany*

(Dated: September 4, 2018)

Magnetotransport is investigated in thin films of the half-metallic ferrimagnet  $\text{Mn}_2\text{Ru}_x\text{Ga}$  in pulsed magnetic fields of up to 58 T. A non-vanishing Hall signal is observed over a broad temperature range, spanning the compensation temperature (155 K), where the net magnetic moment is strictly zero, the anomalous Hall conductivity is  $6673 \Omega^{-1} \text{m}^{-1}$  and the coercivity exceeds 9 T. Molecular field modelling is used to determine the intra- and inter-sublattice exchange constants and from the spin-flop transition we infer the anisotropy of the electrically active sublattice to be  $216 \text{ kJ m}^{-3}$  and predict the magnetic resonances frequencies. Exchange and anisotropy are comparable and hard-axis applied magnetic fields result in a tilting of the magnetic moments from their collinear ground state. Our analysis is applicable to collinear ferrimagnetic half-metal systems.

**PhySH:** Ferrimagnetism, Magnetotransport, Half-metals, Anomalous Hall effect, Magnetic anisotropy, Exchange interaction

Thin films with ultra-high magnetic anisotropy fields exhibit magnetic resonances in the range of hundreds of GHz [1–3] which is promising for future telecommunications applications. Spin-transfer driven nano-oscillators (STNOs) working on the principle of angular momentum transfer from a spin-polarised current to a small magnetic element [4, 5], have achieved output powers of several  $\mu\text{W}$  and frequency tuneabilities of  $\sim \text{GHz mA}^{-1}$  [6, 7], useful for wireless data transmission [8]. Output frequencies of STNOs based on standard transition-metal based ferromagnets, such as CoFeB, or cubic Heusler alloys such as  $\text{Co}_2\text{Fe}_{0.4}\text{Mn}_{0.6}\text{Si}$  are in the low GHz range [9–13].

Certain Heusler alloys [14, 15] are a suitable choice for achieving much higher output frequencies, aimed at enabling communication networks beyond 5G [16]. The  $\text{Mn}_{3-x}\text{Ga}$  family contains two Mn sublattices which are antiferromagnetically coupled in a ferrimagnetic structure [14]. They have low net magnetization,  $M_{\text{net}}$ , and high effective magnetic anisotropy,  $K_{\text{eff}}$ , with anisotropy fields of  $\mu_0 H_K = 2K_{\text{eff}}/M_{\text{net}}$  exceeding 18 T [17, 18], which results in resonance frequencies two orders of magnitude higher [1, 2] than Co-Fe-B. Furthermore, the magnetic properties of these ferrimagnetic alloys can be tuned easily with composition [19–21].  $\text{Mn}_{3-x}\text{Ga}$  films have shown tuneable resonance frequencies between 200 GHz to 360 GHz by variation of the alloy stoichiometry and magnetic anisotropy field [2].

Here we focus on the fully-compensated half-metallic Heusler compound,  $\text{Mn}_2\text{Ru}_x\text{Ga}$  (MRG) [20–25]. Films

of MRG were first shown experimentally [20] and subsequently confirmed by DFT calculations [25] to exhibit a spin gap at  $E_F$ . The material crystallises in the cubic space group,  $F\bar{4}3m$ . Mn on the  $4a$  and  $4c$  sites are antiferromagnetically coupled, while those on the same sites are ferromagnetically coupled. The crystal structure is

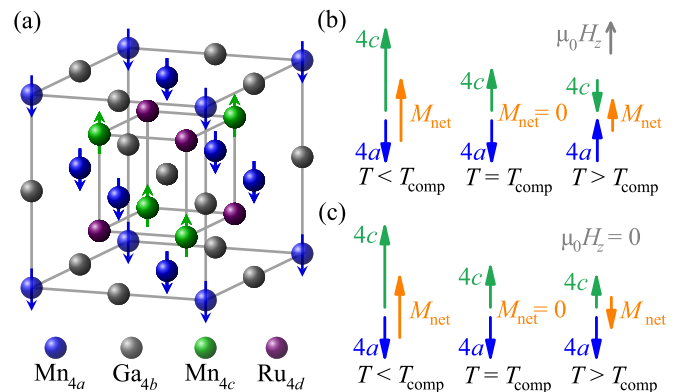


FIG. 1: (a) Crystal structure of  $\text{Mn}_2\text{Ru}_x\text{Ga}$ , the magnetic moments of the  $\text{Mn}_{4a}$  and  $\text{Mn}_{4c}$  are aligned antiparallel. (b) and (c), a two-sublattice macrospin model used to explain the observed temperature and field dependences of electronic transport in the presence and absence of an applied field  $\mu_0 H_z$ , respectively. Two key points of the model are: below (above)  $T_{\text{comp}}$  the moment of the  $\text{Mn}_{4c}$  is parallel (antiparallel) to  $M_{\text{net}}$ ; and, in the absence of an applied field the sublattice moments do not change their orientation upon crossing  $T_{\text{comp}}$ .

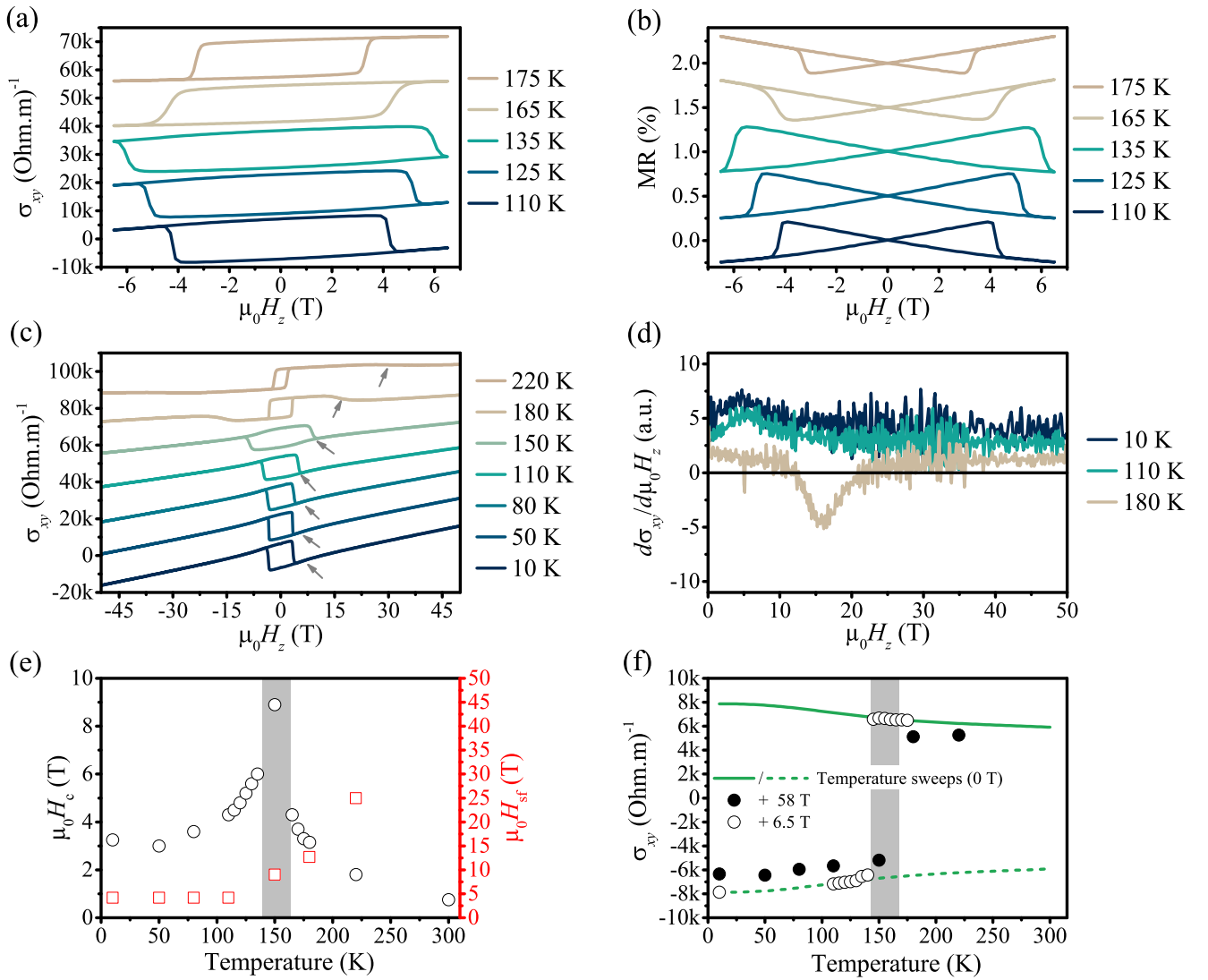


FIG. 2: (a) AHC loops up to 6.5 T for  $\text{Mn}_2\text{Ru}_{0.61}\text{Ga}$  around the compensation temperature (155 K). Loops are offset vertically for clarity. (b) Magnetoresistance loops recorded at the same time as the data in (a). Loops are offset vertically for clarity. (c) AHC loops up to 58 T, where the spin-flop transition is indicated by the grey arrows. The linear slope is due to the ordinary Hall effect. Loops are offset vertically for clarity. (d) Derivative of the selected data in (c) clearly highlighting the spin-flop. (e)  $\mu_0 H_c$  (black circles) and  $\mu_0 H_{sf}$  (red squares) as a function of temperature. The divergence of the coercivity is expected at  $T_{\text{comp}}$  since with  $M_{\text{net}} = 0$  and  $K_{\text{eff}} \neq 0$ . (f) Temperature dependence of the remanent Hall conductivity when saturated at 10 K in negative (solid line) and positive (dashed line) applied field. The black open (closed) circles record the remanent Hall resistivity after the application of 6.5 T (58 T).

shown in figure 1 (a). The Ga is on the  $4b$  sites and Ru occupies a fraction of the  $4d$  sites [20]. We will discuss Mn on the  $4a$  and  $4c$  sites by referring to the  $\text{Mn}_{4a}$  and  $\text{Mn}_{4c}$  sublattices. By changing the Ru concentration, the magnetic properties of the  $\text{Mn}_{4c}$  sublattice are altered, while those of the  $\text{Mn}_{4a}$  sublattice remain relatively constant [21]. Thin films grown on MgO have an out-of-plane magnetic easy axis due to biaxial strain induced by the substrate during growth [23]. Unlike the uncompensated tetragonal  $D0_{22}$   $\text{Mn}_{3-x}\text{Ga}$  family of alloys, MRG has a compensation temperature,  $T_{\text{comp}}$ , where there is

no net magnetization [20, 21]. Nonetheless, there is non-vanishing tunnel magnetoresistance [22], spin Hall angle [23] and magneto-optical Kerr effect [24], which all arise from the  $\text{Mn}_{4c}$  sublattice. The occupied electronic states originating from the  $\text{Mn}_{4a}$  sublattice lie below the spin gap [25].

The electrical transport on MRG reported to date [22, 23] can be explained using the model shown in figure 1 (b) and (c) where the direction of spin polarisation is governed by the direction of the  $\text{Mn}_{4c}$  sublattice and not  $\text{Mn}_{4a}$  or  $M_{\text{net}}$ . Here we make use of the dominant

influence of a single sublattice on the electron transport to study the magnetism of a compensated half-metal at compensation, and evaluate the exchange and anisotropy energies.

We measure magnetotransport, especially the anomalous Hall effect in the temperature range 10 K to 300 K in magnetic fields up to 58 T. The anomalous Hall conductivity (AHC) of a metallic ferromagnetic film,  $\sigma_{xy}$ , is proportional to the out-of-plane component of magnetization,  $M_z$ , which is defined as  $M \cos \theta$  where  $\theta$  is the angle between the  $z$ -axis and the magnetization,  $M$  [26]. In ferrimagnets, however, the AHC will depend on the band structure at the Fermi level,  $E_F$ , so when the material is half-metallic, one expects  $\sigma_{xy} \propto M_{sl} \cos \theta_{M_{sl}}$ , where  $M_{sl}$  is the magnetization of the sublattice that dominates the transport.

$\text{Mn}_2\text{Ru}_x\text{Ga}$  layers of varying composition,  $x = 0.55, 0.61$  and  $0.70$ , were deposited on MgO substrates in a fully automated Shamrock sputtering system. The thickness of the films,  $\approx 27$  nm, was determined by X-ray reflectivity. Hall crosses of width 100  $\mu\text{m}$  and length 900  $\mu\text{m}$  were patterned using direct-laser-write lithography,  $\text{Ar}^+$  ion milling and lift-off. The Hall bars were contacted with Cr 5 nm / Au 125 nm pads.

A Lakeshore Hall system was used to measure the longitudinal ( $\rho_{xx}$ ) and transverse ( $\rho_{xy}$ ) resistivities from 10 K to 300 K in out-of-plane fields up to 6.5 T. The AHC,  $\sigma_{xy} = \rho_{xy}/\rho_{xx}^2$  [27, 28], is obtained from the raw data. In-plane,  $\mu_0 H_x$ , and out-of-plane,  $\mu_0 H_z$ , pulsed magnetic fields of up to 58 T were applied at the Dresden High Magnetic Field Laboratory at selected temperatures between 10 K and 220 K. We focus on  $\text{Mn}_2\text{Ru}_{0.61}\text{Ga}$  with  $T_{\text{comp}} \approx 155$  K. All three compositions were found to have compensation temperatures between 100 K and 300 K, and exhibit similar properties.

AHC loops versus  $\mu_0 H_z$  around  $T_{\text{comp}}$  are shown in figure 2 (a). At all temperatures, MRG exhibits strong perpendicular magnetic anisotropy. The reversal of the sign of  $\sigma_{xy}$  between 135 K and 165 K indicates a reversal of the spin polarisation at  $E_F$  with respect to the applied field direction, as expected on crossing  $T_{\text{comp}}$ . The coercivity,  $\mu_0 H_c$ , varies from 3 T to 6 T between 110 K and 175 K. The longitudinal magnetoresistance,  $\rho_{xx}(H)/\rho_{xx}(0)$  shown in figure 2 (b) is small ( $< 1\%$ ), as expected for a half-metal [29]. Pulsed field measurements in figure 2 (c) show that, close to  $T_{\text{comp}}$ ,  $\mu_0 H_c$  exceeds 9 T and that MRG exhibits a spin-flop transition at higher fields, indicated in the figure by the grey arrows. The derivative of selected curves of  $\sigma_{xy}$  versus applied field, figure 2 (d), show clearly the spin-flop field especially at lower temperatures. We note that the longitudinal magnetoresistance up to 58 T also does not exceed 1% (not shown). The divergence in coercivity (black circles in figure 2 (e)) is expected at  $T_{\text{comp}}$  because the anisotropy field in uniaxial magnets is  $\mu_0 H_K = 2K_{\text{eff}}/M_{\text{net}}$ , where  $K_{\text{eff}}$  is the effective anisotropy energy and  $M_{\text{net}}$  is the net

magnetization. The anisotropy field is an upper limit on coercivity. The temperature dependence of the spin-flop field,  $\mu_0 H_{\text{sf}}$ , is also plotted in figure 2 (e) (red squares).

The solid (dashed) line in figure 2 (f), traces the temperature dependence of  $\sigma_{xy}$  when the sample is initially saturated in a field of  $-6.5$  T (6.5 T) at 10 K and allowed to warm up in zero-applied magnetic field. The spontaneous Hall conductivity,  $\sigma_{xy}$ , decreases from  $7859 \Omega^{-1} \text{m}^{-1}$  to  $5290 \Omega^{-1} \text{m}^{-1}$  and does not change sign for either of the zero-field temperature scans. The remanent value of  $\sigma_{xy}$  after the application of 6.5 T (58 T) is plotted with open (solid) symbols. The combined data establish that, in MRG films, neither the AHE nor the AHC are proportional to  $M_{\text{net}}$ . They depend on the magnetization of the sublattice that gives rise to  $\sigma_{xy}$ . While similar behaviour is well documented for the anomalous Hall effect in rare-earth – transition-metal (RE-TM) ferrimagnets, where both RE and TM elements contribute to the transport [30–32], in MRG both magnetic sublattices are composed of Mn which has been confirmed to have the same electronic configuration,  $3d^5$  [21]. If both sublattices contributed equally to the effect, the sum should fall to zero at  $T_{\text{comp}}$ .

We refer to the model presented in figure 1 (b) and (c) to explain the behaviour shown in figure 2 (f). Figure 1 (b) shows the  $\text{Mn}_{4a}$  and  $\text{Mn}_{4c}$  sublattice moments and the net magnetic moment in the case of an applied field,  $\mu_0 H_z$ , along the easy-axis of MRG. Below  $T_{\text{comp}}$ , the  $\text{Mn}_{4c}$  moment (green arrow) outweighs that of  $\text{Mn}_{4a}$  (blue arrow), and  $M_{\text{net}}$  (orange arrow) is parallel to the  $\text{Mn}_{4c}$  sublattice. At  $T_{\text{comp}}$ ,  $M_{\text{net}}$  is zero but the directions of the sublattice moments have not changed with respect to  $\mu_0 H_z$ . Above  $T_{\text{comp}}$ ,  $\mu_0 H_z$  causes a reversal of  $M_{\text{net}}$  (provided it exceeds  $\mu_0 H_c$ ). Here, the  $\text{Mn}_{4a}$  sublattice has a larger moment than  $\text{Mn}_{4c}$  and  $M_{\text{net}}$  will be in the same direction as the  $\text{Mn}_{4a}$  moment. Due to the antiferromagnetic alignment of both sublattices the moment on  $\text{Mn}_{4c}$  is parallel (antiparallel) to  $\mu_0 H_z$  below (above)  $T_{\text{comp}}$ .

In the absence of an applied field (figure 1 (c)), the direction of  $M_{\text{net}}$  will reverse crossing  $T_{\text{comp}}$  due to the different temperature dependences of the sublattice moments. However, the sublattice moments only change in magnitude, and not direction. The uniaxial anisotropy provided by the slight substrate-induced distortion of the cubic cell [20] provides directional stability along the  $z$ -axis. Therefore, crossing  $T_{\text{comp}}$  in the absence of applied field, we expect no change in sign of  $\sigma_{xy}$ , nor should it vanish. The  $\text{Mn}_{4c}$  sublattice dominates the electron transport and determines spin direction of the available states at  $E_F$ , while the  $\text{Mn}_{4a}$  states form the spin-gap.

The results of a molecular field model [33] based on two sublattices are presented in figure 3. The molecular field,  $\mathbf{H}^i$ , experienced by each sublattice is given by:

$$\mathbf{H}_{4a}^i = n_{4a-4a} \mathbf{M}_{4a} + n_{4a-4c} \mathbf{M}_{4c} + \mathbf{H} \quad (1)$$

$$\mathbf{H}_{4c}^i = n_{4a-4c}\mathbf{M}_{4a} + n_{4c-4c}\mathbf{M}_{4c} + \mathbf{H} \quad (2)$$

where  $n_{4a-4a}$  and  $n_{4c-4c}$  are the intra-layer exchange constants and  $n_{4a-4c}$  is the inter-layer exchange constant.  $\mathbf{M}_{4a}$  and  $\mathbf{M}_{4c}$  are the magnetizations of the 4a and 4c sublattices.  $\mathbf{H}$  is the externally applied magnetic field. The moments within the  $\text{Mn}_{4a}$  and  $\text{Mn}_{4c}$  sublattices are ferromagnetically coupled and hence  $n_{4a-4a}$  and  $n_{4c-4c}$  are both positive. The two sublattices couple antiferromagnetically and therefore  $n_{4a-4c}$  is negative. The equations are solved numerically for both temperature and applied field dependences to obtain the projection of both sublattice magnetizations along the  $z$ -axis,  $M_{z-\alpha} = M_\alpha \cos\theta_\alpha$ , where  $\alpha = 4a, 4c$ . In the absence of an applied field,  $\theta = 0$ , therefore  $M_{z-\alpha}$  reduces simply to  $M_\alpha$ .

The model parameters are given in table I. Based on previous XMCD measurements [21] as well as DFT calculations [25] we take values of  $547 \text{ kA m}^{-1}$  and  $585 \text{ kA m}^{-1}$  for the magnetizations on the 4a and 4c sublattice, respectively. The values of  $n_{4a-4a}$ ,  $n_{4c-4c}$  and  $n_{4a-4c}$  are fit to reproduce  $T_{\text{comp}}$  and the Curie temperature,  $T_C$ . The temperature dependences of  $M_{z-4a}$  (blue line),  $M_{z-4c}$  (green line) and  $M_{\text{net}}$  (orange line) with  $n_{4a-4a} = 1150$ ,  $n_{4c-4c} = 400$  and  $n_{4a-4c} = -485$  are shown in figure 3 (a). In order to numerically obtain the temperature dependence in zero applied field a strong field of 60 T is used to set the direction of  $M_{\text{net}}$  and then reduced to zero, so the sublattice moments reverse at  $T_{\text{comp}} = 155 \text{ K}$  as in the experiment.  $T_C$  is 625 K.  $M_{\text{net}}$  varies from  $38 \text{ kA m}^{-1}$  at 10 K to a maximum of  $97 \text{ kA m}^{-1}$  at 512 K, close to  $T_C$ .

Figure 3 (b) shows the measured AHC (circles), along with  $|M_{z-4c}|$  (green line) from the molecular field model. It can be seen clearly that  $\sigma_{xy}$  follows the temperature dependence of  $M_{z-4c}$  below  $T_{\text{comp}}$  and not  $M_{\text{net}}$ . As a further step, we plot  $|M_{\text{net}}|$  from the molecular field model (orange line) with  $|\sigma_{xy}(T) - \sigma_{xy-\text{comp}}|$  (triangles). As  $\sigma_{xy}$  is proportional only to  $M_{4c}$  and at compensa-

TABLE I: Initial parameters input to the molecular field model according to equations 1 and 2.  $M_{4a}$ ,  $M_{4c}$  and  $K_{4a}$ ,  $K_{4c}$  are the magnetizations and uniaxial anisotropies on the 4a, 4c sublattices.  $n_{4a-4a}$  and  $n_{4c-4c}$  are the intralayer exchange constants.  $n_{4a-4c}$  is the interlayer exchange constant. Derived parameters are outputs of the molecular field model.

Initial parameters			
$M_{4a}$ (0 K)	$547 \text{ kA m}^{-1}$	$n_{4a-4a}$	1150
$M_{4c}$ (0 K)	$585 \text{ kA m}^{-1}$	$n_{4c-4c}$	400
$K_{4a}$	$0 \text{ kJ m}^{-3}$	$n_{4a-4c}$	-485
$K_{4c}$	$216 \text{ kJ m}^{-3}$		
Derived parameters			
$M_{\text{net}}$ (10 K)	$38 \text{ kA m}^{-1}$	$T_C$	625 K
$M_{\text{net}}$ (max.)	$97 \text{ kA m}^{-1}$	$T_{\text{comp}}$	155 K

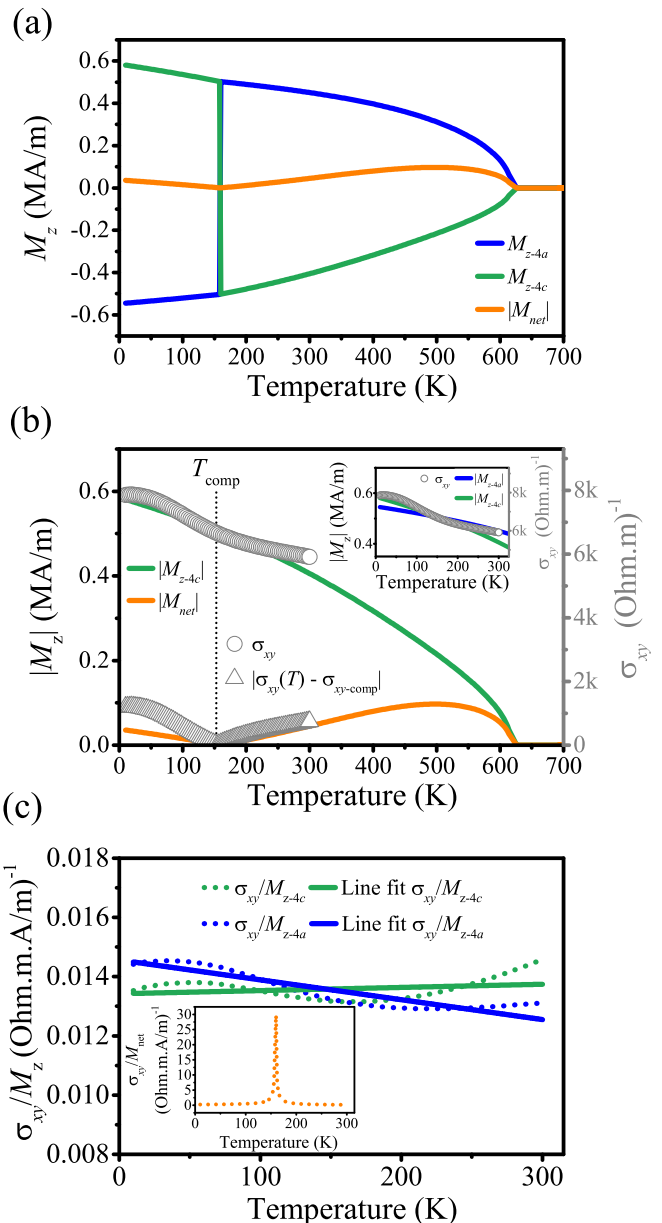


FIG. 3: (a) Temperature dependence of  $M_{z-4a}$  and  $M_{z-4c}$  and  $M_{\text{net}}$ . The data is obtained from numerical integration with an applied field to set the direction of the net magnetization and then reduced to zero, therefore the magnetization reverses at  $T_{\text{comp}}$ .  $T_{\text{comp}}$  is 155 K and the Curie temperature is 625 K. (b)  $\sigma_{xy}$ ,  $|\sigma_{xy}(T) - \sigma_{xy-\text{comp}}|$ ,  $|M_{z-4c}|$ , and  $|M_{\text{net}}|$  as a function of temperature. Inset:  $\sigma_{xy}$  plotted with  $M_{z-4a}$  and  $M_{z-4c}$  as a function of temperature, to show that  $\sigma_{xy}$  does indeed follow  $M_{z-4c}$  and not  $M_{z-4a}$ . (c) Ratio of  $\sigma_{xy}/M_{z-4c}$  and  $\sigma_{xy}/M_{z-4a}$  (dotted lines) over the experimentally measured temperature range complete with linear fits (solid lines). The ratio is almost constant with no significant linear background slope showing that  $\sigma_{xy} \propto M_{z-4c}$ . The inset shows the clear divergence of  $\sigma_{xy}/M_{\text{net}}$  at  $T_{\text{comp}}$ .

tion  $M_{4c} = M_{4a}$ , subtracting the value of  $\sigma_{xy}$  at  $T_{\text{comp}}$  ( $|\sigma_{xy}(T) - \sigma_{xy-\text{comp}}|$ ) gives an approximate indication of

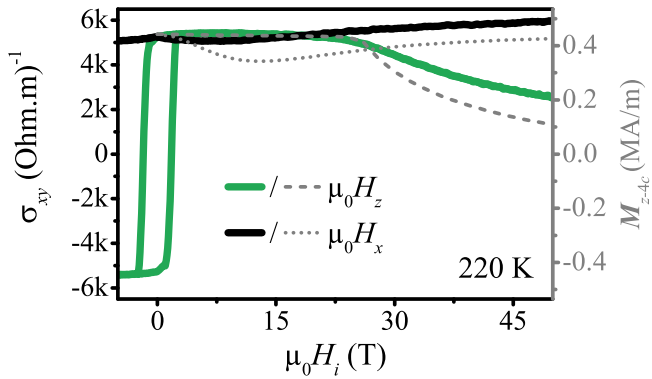


FIG. 4: Comparison of experimental data (solid lines) and molecular field model (dashed lines) at 220 K for fields applied along  $\mu_0 H_z$  and  $\mu_0 H_x$ .  $\mu_0 H_{sf}$  is observed in both cases at 26 T.

how  $M_{net}$  behaves with temperature. Even though this ignores the weak  $M_{4a}$  temperature dependence, the trend of  $M_{net}$  follows  $|\sigma_{xy}(T) - \sigma_{xy-comp}|$ , showing that  $\sigma_{xy}$  is a reflection of  $M_{4c}$  and not  $M_{net}$ . The inset in figure 3 (b) shows both  $M_{z-4a}$  and  $M_{z-4c}$  with the experimentally obtained  $\sigma_{xy}$ , and shows that  $\sigma_{xy}$  more closely follows  $M_{z-4c}$ . Figure 3 (c) shows the ratio of  $\sigma_{xy}$  to  $M_{z-4c}$  (green dotted line),  $M_{z-4a}$  (blue dotted line) and  $M_{net}$  (inset). Linear fitting of  $\sigma_{xy}/M_{z-4c}$  (solid green line), and  $\sigma_{xy}/M_{z-4a}$  (solid blue line) show that  $\sigma_{xy}/M_{z-4c}$  remains constant over the measured temperature range, and is equal to  $0.0136 \Omega^{-1} m^{-1} A^{-1} m$ , similar to what has been reported for other itinerant ferromagnetic systems [34, 35]. The linear slope for  $\sigma_{xy}/M_{z-4a}$  and the divergence of  $\sigma_{xy}/M_{net}$  shows that  $\sigma_{xy}$  reflects neither of these two quantities.

A recent study has shown via *ab initio* calculations that this must be the case for a fully-compensated half-metallic ferrimagnetic system [36] although previous reports on bulk films found  $\rho_{xy}$ , and hence,  $\sigma_{xy}$  falling to zero at  $T_{comp}$  [37].

For the evaluation of the magnetic anisotropy we use the initial low-field change of  $\sigma_{xy}$  versus  $\mu_0 H_x$  and extrapolate to zero and obtain  $K_{4c}$  (not shown). The values obtained vary from  $100 kJ m^{-3}$  to  $250 kJ m^{-3}$  over the entire data range. We also calculate the anisotropy directly from the spin-flop transition  $H_{sf} = \sqrt{2H_K H_{4c}^{ex}}$ , where  $H_K$  is the *sublattice* anisotropy field and  $H_{4c}^{ex}$  is the exchange field, the first term in Eqn. 2. The anisotropy field,  $H_K$ , is related to the sublattice anisotropy energy  $K_{4c}$ .

A comparison between the experiment and the model at 220 K for both  $\mu_0 H_z$  and  $\mu_0 H_x$  is shown in figure 4. The solid lines plot the experimentally obtained  $\sigma_{xy}$ , while the dashed lines plot  $M_{z-4c}$  from the model. The spin-flop field is observed in both cases at  $\mu_0 H_z = 26$  T. For the case of  $\mu_0 H_x$ , it can first be seen that the 4c moment does not saturate along the field as one would

expect [18, 38]. It initially decreases but then returns to a saturated value in both the experimental data and the model. This behaviour is due to the fact that in MRG the exchange and anisotropy energies are comparable and weak. If the exchange coupling is strong then the net magnetic moment could be saturated along  $\mu_0 H_x$  as both sublattices can remain antiparallel up to the anisotropy field  $\mu_0 H_K = 2(K_{4a} + K_{4c})/(M_{4a} + M_{4c}) = 2K_{eff}/M_{net}$ . If the exchange coupling is weak then both sublattice moments will tilt from their antiparallel alignment, breaking exchange, before the net magnetic moment can be saturated along  $\mu_0 H_x$  at the appropriate sublattice anisotropy field  $\mu_0 H_K = 2K_{sl}/M_{sl}$ ,  $sl = 4a, 4c$ .

The model and experiment disagree slightly on the temperature dependence of  $H_{sf}$  below  $T_{comp}$ . Better agreement can be obtained by using much higher anisotropy energies of opposite sign:  $K_{4a} = -1.5 MJ m^{-3}$  and  $K_{4c} = 1.7 MJ m^{-3}$ . This has the effect of increasing (decreasing)  $H_{sf}$  above (below)  $T_{comp}$ . While this improves the match between  $\sigma_{xy}$  versus  $\mu_0 H_z$  below  $T_{comp}$ , it worsens the match of  $\sigma_{xy}$  versus  $\mu_0 H_x$ , at all temperatures. This and the slight discrepancies between the model and experiment when a low value of  $K_{4c}$  is used (Fig. 4) indicate that additional anisotropies, likely cubic, in MRG, as well as anti-symmetric exchange (Dzyaloshinskii-Moriya interaction) should be taken into account.

We have shown that the uniaxial molecular field model reproduces the main characteristics of the experimental data and we confirm the relationship  $\sigma_{xy} \propto M_{4c} \cos \theta_{M_{4c}}$ . Knowing  $H_K$  and  $H_{4c}^{ex}$  we can predict the frequencies of the anisotropy,  $f_{anis} = \gamma \mu_0 H_K$ , and the exchange,  $f_{exch} = \gamma \mu_0 \sqrt{2H_K H_{4c}^{ex}} = \gamma \mu_0 H_{sf}$ , magnetic resonance modes, where  $\gamma = 28.02 GHz T^{-1}$  [39]. At 220 K,  $\mu_0 H_{sf} = 26$  T and  $\mu_0 H_{4c}^{ex} = n_{4a-4c} M_{4a} = 294$  T, therefore  $\mu_0 H_K = 1.15$  T and the resonances are  $f_{anis} = 32$  GHz and  $f_{exch} = 729$  GHz.

In conclusion,  $\sigma_{xy}$  for fully-compensated half-metallic ferrimagnetic alloys follows the relevant sublattice magnetization,  $M_{sl} \cos \theta_{M_{sl}}$ , and not  $M_{net} \cos \theta_{M_{net}}$ . High-field magnetotransport and molecular field modelling allows the determination of the anisotropy and exchange constants provided the half-metallic material is collinear.  $Mn_2Ru_xGa$  behaves magnetically as an antiferromagnet and electrically as a highly spin polarised ferromagnet; it is capable of operation in the THz regime and its transport behaviour is governed by the  $Mn_{4c}$  sublattice. The immediate, technologically relevant, implication of these results is that spin-transfer torque effects in compensated ferrimagnetic half-metals will be governed by single sublattice.

## ACKNOWLEDGEMENTS

This project has received funding from the European Union’s Horizon 2020 research and innovation programme under grant agreement No 737038 (TRAN-SPIRE). This work is supported by the Helmholtz Young Investigator Initiative Grant No. VH-N6-1048. We acknowledge the support of the HLD at HZDR, member of the European Magnetic Field Laboratory (EMFL).

## REFERENCES

- 
- \* Corresponding author: [c.fowley@hzdr.de](mailto:c.fowley@hzdr.de)  
 † Current Address: High Magnetic Field Laboratory, Chinese Academy of Sciences, Hefei, Anhui 230031, People’s Republic of China
- [1] Mizukami, S., Wu, F., Sakuma, A., Walowski, J., Watanabe, D., Kubota, T., Zhang, X., Naganuma, H., Oogane, M., Ando, Y., and Miyazaki, T., *Phys. Rev. Lett.* **106**, 117201 (2011).
  - [2] Awari, N., Kovalev, S., Fowley, C., Rode, K., Gallardo, R., Lau, Y.-C., Betto, D., Thiyagarajah, N., Green, B., Yildirim, O., Lindner, J., Fassbender, J., Coey, J., Deac, A., and Gensch, M., *Applied Physics Letters* **109**(3), 032403 (2016).
  - [3] Mizukami, S., Iihama, S., Sasaki, Y., Sugihara, A., Ranjbar, R., and Suzuki, K., *Journal of Applied Physics* **120**(14), 142102 (2016).
  - [4] Slonczewski, J., *Journal of Magnetism and Magnetic Materials* **159**(1), L1–L7 (1996).
  - [5] Berger, L., *Physical Review B* **54**(13), 9353 (1996).
  - [6] Deac, A., Fukushima, A., Kubota, H., Maehara, H., Suzuki, Y., Yuasa, S., Nagamine, Y., Tsunekawa, K., Djayaprawira, D., and Watanabe, N., *Nature Physics* **4**(10), 803–809 (2008).
  - [7] Ikeda, S., Hayakawa, J., Ashizawa, Y., Lee, Y., Miura, K., Hasegawa, H., Tsunoda, M., Matsukura, F., and Ohno, H., *Applied Physics Letters* **93**(8), 082508 (2008).
  - [8] Choi, H., Kang, S., Cho, S., Oh, I.-Y., Shin, M., Park, H., Jang, C., Min, B.-C., Kim, S.-I., Park, S.-Y., and Park, C., *Scientific Reports* **4**, 5486 (2014).
  - [9] Ikeda, S., Miura, K., Yamamoto, H., Mizunuma, K., Gan, H., Endo, M., Kanai, S., Hayakawa, J., Matsukura, F., and Ohno, H., *Nature Materials* **9**, 721–724 (2010).
  - [10] Rippard, W.H., Deac, A.M., Pufall, M.R., Shaw, J.M., Keller, M.W., Russek, S.E., Bauer, G.E.W., and Serpico, C., *Physical Review B - Condensed Matter and Materials Physics* **81**(1), 014426 (2010).
  - [11] Skowronski, W., Stobiecki, T., Wrona, J., Reiss, G., and van Dijken, S., *Applied Physics Express* **5**(6), 063005 (2012).
  - [12] Zeng, Z., Finocchio, G., Zhang, B., Amiri, P., Katine, J., Krivorotov, I., Huai, Y., Langer, J., Azzerboni, B., Wang, K., and Jiang, H., *Scientific Reports* **3**, 1426 (2013).
  - [13] Yamamoto, T., Seki, T., Kubota, T., Yako, H., and Takanashi, K., *Applied Physics Letters* **106**(9), 092406 (2015).
  - [14] Graf, T., Felser, C., and Parkin, S., *Progress in Solid State Chemistry* **39**(1), 1–50 (2011).
  - [15] Ma, Q., Kubota, T., Mizukami, S., Zhang, X., Naganuma, H., Oogane, M., Ando, Y., and Miyazaki, T., *Applied Physics Letters* **101**(3), 032402 (2012).
  - [16] Dhillon, S., Vitiello, M., Linfield, E., Davies, A., Hoffmann, M., Booske, J., Paoloni, C., Gensch, M., Weightman, P., Williams, G., Castro-Camus, E., Cumming, D., Simoens, F., Escorcia-Carranza, I., Grant, J., Lucyszyn, S., Kuwata-Gonokami, M., Konishi, K., Koch, M., Schmuttenmaer, C., Cocker, T., Huber, R., Markelz, A., Taylor, Z., Wallace, V., Axel Zeitler, J., Sibik, J., Korter, T., Ellison, B., Rea, S., Goldsmith, P., Cooper, K., Appleby, R., Pardo, D., Huggard, P., Krozer, V., Shams, H., Fice, M., Renaud, C., Seeds, A., Stöhr, A., Naftaly, M., Ridler, N., Clarke, R., Cunningham, J., and Johnston, M., *Journal of Physics D: Applied Physics* **50**(4), 043001 (2017).
  - [17] Kurt, H., Rode, K., Venkatesan, M., Stamenov, P., and Coey, J.M.D., *physica status solidi (b)* **248**(10), 2338–2344 (2011).
  - [18] Fowley, C., Ouardi, S., Kubota, T., Yildirim, O., Neudert, A., Lenz, K., Sluka, V., Lindner, J., Law, J., Mizukami, S., Fecher, G., Felser, C., and Deac, A.M., *Journal of Physics D: Applied Physics* **48**(16), 164006 (2015).
  - [19] Glas, M., Ebke, D., Imort, I.M., Thomas, P., and Reiss, G., *Journal of Magnetism and Magnetic Materials* **333**, 134–137 (2013).
  - [20] Kurt, H., Rode, K., Stamenov, P., Venkatesan, M., Lau, Y.C., Fonda, E., and Coey, J.M.D., *Physical Review Letters* **112**(2), 027201 (2014).
  - [21] Betto, D., Thiyagarajah, N., Lau, Y.C., Piamonteze, C., Arrio, M.A., Stamenov, P., Coey, J.M.D., and Rode, K., *Physical Review B - Condensed Matter and Materials Physics* **91**(9), 094410 (2015).
  - [22] Borisov, K., Betto, D., Lau, Y.C., Fowley, C., Titova, A., Thiyagarajah, N., Acheson, G., Lindner, J., Deac, A.M., Coey, J.M.D., Stamenov, P., and Rode, K., *Applied Physics Letters* **108**(19), 192407 (2016).
  - [23] Thiyagarajah, N., Lau, Y.C., Betto, D., Borisov, K., Coey, J.M.D., Stamenov, P., and Rode, K., *Applied Physics Letters* **106**(12), 122402 (2015).
  - [24] Fleischer, K., Thiyagarajah, N., Lau, Y.-C., Betto, D., Borisov, K., Smith, C. C., Shvets, I. V., Coey, J. M. D. and Rode, K., [arxiv.org/abs/1806.07719](https://arxiv.org/abs/1806.07719) (2018).
  - [25] Zic, M., Rode, K., Thiyagarajah, N., Lau, Y.C., Betto, D., Coey, J.M.D., Sanvito, S., O’Shea, K.J., Ferguson, C., Maclaren, D.A., and Archer, T., *Physical Review B* **93**(14), 140202 (2016).
  - [26] Nagaosa, N., Sinova, J., Onoda, S., MacDonald, A., and Ong, N., *Reviews of Modern Physics* **82**(2), 1539–1592 (2010).
  - [27] Zeng, C., Yao, Y., Niu, Q., and Weitering, H.H., *Phys. Rev. Lett.* **96**, 037204 (2006).
  - [28] Lee, W.L., Watauchi, S., Miller, V.L., Cava, R.J., and Ong, N.P., *Science* **303**(5664), 1647–1649 (2004).
  - [29] Yang, F.J., Sakuraba, Y., Kokado, S., Kota, Y., Sakuma, A., and Takanashi, K., *Phys. Rev. B* **86**, 020409 (2012).
  - [30] Ogawa, A., Katayama, T., Hirano, M., and Tsuchida, T., *Japanese Journal of Applied Physics* **15**, 87–91

- (1976).
- [31] Mimura, Y., Imamura, N., and Kushiro, Y., *Journal of Applied Physics* **47**(7), 3371–3373 (1976).
- [32] McGuire, T., Gambino, R., and Taylor, R., *Journal of Applied Physics* **48**(7), 2965–2970 (1977).
- [33] Smart, J.S., *Effective Field Theories of Magnetism*. Saunders, Philadelphia (1966).
- [34] Manyala, N., Sidis, Y., Ditusa, J., Aeppli, G., Young, D., and Fisk, Z., *Nature Materials* **3**(4), 255–262 (2004). cited By 137.
- [35] Husmann, A. and Singh, L. J., *Phys. Rev. B* **73**, 172417 (2006).
- [36] Stinshoff, R., Wimmer, S., Ebert, H., Fecher, G. H., Felser, C., and Chadov, S., [arxiv.org/abs/1710.04453](https://arxiv.org/abs/1710.04453) (2017).
- [37] Stinshoff, R., Fecher, G., Chadov, S., Nayak, A., Balke, B., Ouardi, S., Nakamura, T., and Felser, C., *AIP Advances* **7**(10), 105009 (2017).
- [38] Guo, V., Lu, B., Wu, X., Ju, G., Valcu, B., and Weller, D., *Journal of Applied Physics* **99**(8), 08E918 (2006).
- [39] Morrish, A. H., *Physical Principles of Magnetism, Ch. 10*, pp 539–639. Wiley, New York (1965).